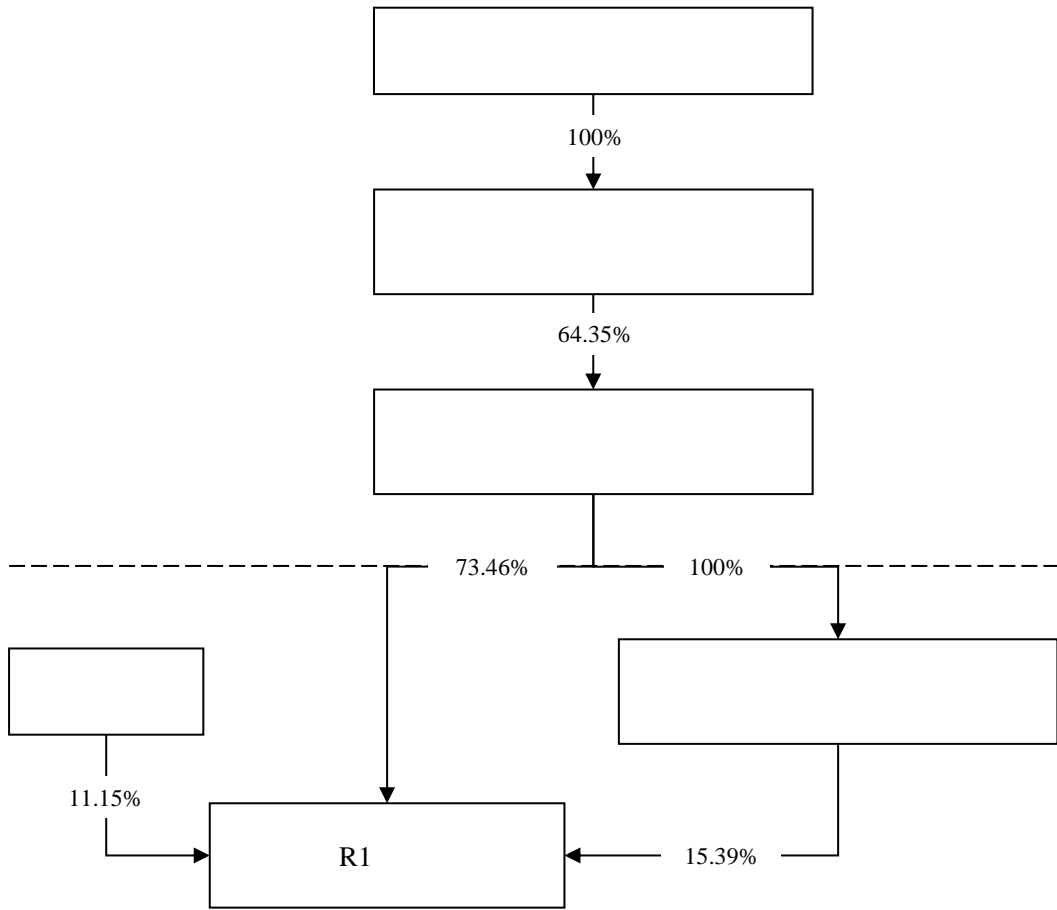

<http://www.sse.com.cn>

Hainan State Farms Investment Limited

Sandana Dass 16 R1



		R1		
1	²	4,200,000	54,936,000.00	
2	Sandana Dass	350,000	4,578,000.00	R1 ³
3	Lim Beng Seng	88,888	1,162,655.04	R1
4	Ling Chan Yew	88,000	1,151,040.00	R1 ⁴
5	Ho Wai Leong	80,000	1,046,400.00	R1 ⁵
6	Toshinobu Handa	50,000	654,000.00	
7	Lee Chee Hoe	40,000	523,200.00	
8	Oh Kian Chew	20,000	261,600.00	R1
9	Leow Wei Chang	20,000	261,600.00	R1

²

³ Chief Executive Officer

⁴ Deputy Chief Operation Officer

⁵ General Manager

		R1		
10	Lim Chin Seng	15,000	196,200.00	R1
11	Leslie Cheng Tsin Tzun	13,000	170,040.00	
12	Nguyen Dai Thao	10,000	130,800.00	
13		10,000	130,800.00	
14	Wong Kien Hian	8,000	104,640.00	
15	Yeoh Wee Chia	8,000	104,640.00	
16	Mantha Srinivas Sastry	5,000	65,400.00	
17	Koravangattu Vinayraj	5,000	65,400.00	
		5,010,888	65,542,415.04	

R1 5,010,888

R1 6,820,888 73.46%

R1 100% 9,157.19

58,050.16 5,010,888 6,554.24

1		49,442,400.00	5,493,600.00	-
2	Sandana Dass	4,120,200.00	457,800.00	-
3	Lim Beng Seng	581,327.52	290,663.76	290,663.76
4	Ling Chan Yew	575,520.00	287,760.00	287,760.00
5	Ho Wai Leong	523,200.00	261,600.00	261,600.00
6	Toshinobu Handa	327,000.00	163,500.00	163,500.00
7	Lee Chee Hoe	261,600.00	130,800.00	130,800.00
8	Oh Kian Chew	130,800.00	65,400.00	65,400.00
9	Leow Wei Chang	130,800.00	65,400.00	65,400.00
10	Lim Chin Seng	98,100.00	49,050.00	49,050.00
11	Leslie Cheng Tsin Tzun	85,020.00	42,510.00	42,510.00
12	Nguyen Dai Thao	65,400.00	32,700.00	32,700.00

13		65,400.00	32,700.00	32,700.00
14	Wong Kien Hian	52,320.00	26,160.00	26,160.00
15	Yeoh Wee Chia	52,320.00	26,160.00	26,160.00
16	Mantha Srinivas Sastry	32,700.00	16,350.00	16,350.00
17	Koravangattu Vinayraj	32,700.00	16,350.00	16,350.00
		56,576,807.52	7,458,503.76	1,507,103.76

1	Sandana Dass			
2	Sandana Dass		2020 3 31	2022 3 31

2019 4 12

1

2019 2020 2021

R1

R1

2019

2020

2021

1,313.00

2

R1

1 R1

2

R1

R1

3

R1

4 R1

R1

R1



R1

R1

3

1

R1

10

=

-

4,200,000

420

2

420

R1

=420

420

420

R1

R1

R1

R1

10

2018

R1

2018

		R1			
	1,493,272.34	149,248.56	41,549.30	149,248.56	9.99%
	1,000,667.14	44,092.66	41,549.30	44,092.66	4.41%
					95.92%



1

2

3

2018 10 19

R1 60%

[2018]93

4

1

2

3

4

5

1

	2017 12 31		
	462,185.10	602,956.74	30.46%
	874,633.71	904,871.12	3.46%
	1,336,818.81	1,507,827.86	12.79%
	795,162.26	842,330.06	5.93%

	2018 12 31		
	602,261.17	745,790.73	23.83%
	891,011.17	901,351.25	1.16%
	1,493,272.34	1,647,141.98	10.30%
	1,000,667.14	1,048,704.00	4.80%

R1

2018 12 31	1,647,141.98	
10.30%	23.83%	1.16%
1,048,704.00	4.80%	

2

	2017 12 31		
	476,868.25	595,288.53	24.83%
	64,788.31	70,209.27	8.37%
	541,656.56	665,497.79	22.86%
	40.52%	44.14%	8.93%

	2018 12 31		
	352,906.87	457,486.90	29.63%
	139,698.33	140,951.09	0.90%
	492,605.19	598,437.98	21.48%
	32.99%	36.33%	10.14%

2018 12 31 36.33%

10.14%

3

2018 12 31

/

	2018 12 31	
6	0.48	0.84
	4.15	6.43

1 = /
2 = /

R1

4

2017 1 1

	2018	2017
--	------	------

1			
2			<p style="text-align: right;">2016 8</p> <p style="text-align: center;">12</p> <p style="text-align: right;">2016]3</p>
3			<p>1</p> <p>2</p> <p>3</p> <p>4</p> <p>5</p>

			6
			1
			<p>1 Hainan State Farms Investment Limited R1 4,200,000</p> <p>2 HSF(S)Pte.Ltd.</p> <p>PT.Kirana Megatara 45% 7 Archipelago Rubber Trading Pte.Ltd. 62.5%</p> <p>2</p> <p>2017 7 1</p> <p>30</p> <p>HSF(S)Pte.Ltd.</p> <p>PT.Kirana Megatara KM 45%</p> <p>Archipelago Rubber Trading Pte.Ltd. ART 62.5%</p> <p>2</p> <p>30</p> <p>HSF(S)Pte.Ltd. KM ART</p> <p>3</p> <p>30</p> <p>HSF(S)Pte.Ltd.</p> <p>KM ART 4</p> <p>HSF(S)Pte.Ltd. KM</p>
4			

⁷ 2019 3 8 Capital IQ
4,145,556,744

PT.Kirana Megatara 50.46%

			ART		
			HSF(S)Pte.Ltd.	KM	ART
			2017	12	
			5		
			3		
5					


6

--	--	--	--

1

R1

--	--	--	--



4	R1		36
			13

2018 10 19

2018 10 19 Sandana Dass Lim Beng Seng Ling Chan
Yew Ho Wai Leong Toshinobu Handa Lee Chee Hoe Oh Kian Chew Leow Wei
Chang Lim Chin Seng Leslie Cheng Tsin Tzun Nguyen Dai Thao Wong
Kien Hian Yeoh Wee Chia Mantha Srinivas Sastry Koravangattu Vinayraj

2019 4 12



2019	4	12						
		2019	2020	2021				
		R1				R1	2019	2020
		2021			1,313.00			



[2014]17

[2013]110

[2015]31

1

2

1

2

3

4

5

6



R1

R1

1

2

3

4

5

/

128

20

20.00%

128

R1



R1

R1

R1

R1

R1

R1

R1

R1

R1

R1

R1

R1

R1

R1 HY

R1 QV

R1 HY

R1

R1

R1

R1

R1

R1

R1

R1

R1

R1

		R1	5,010,888
R1		R1 International Vietnam Co., Ltd.	R1
R1 HY		Hwah Yang Agro Industries Sdn Bhd.	R1
R1 QV		Quoc Viet Rubber Co., Ltd.	R1
R1		PT Bintang Agung Persada Ltd.	R1
		R1	
R1 RV		R1 Rubber Venture Pte. Ltd.	R1

1

R1

R1

2 R1

R1

R1

R1

1

16.70%

90%

R1

2018

64

R1

2

R1

3

2012 4

R1 15% 60% R1

R1

R1

R1

R1 4,200,000

R1 61.58%

R1

1

2

3

2018 10 19

R1 60%

[2018]93

4

1

2

3

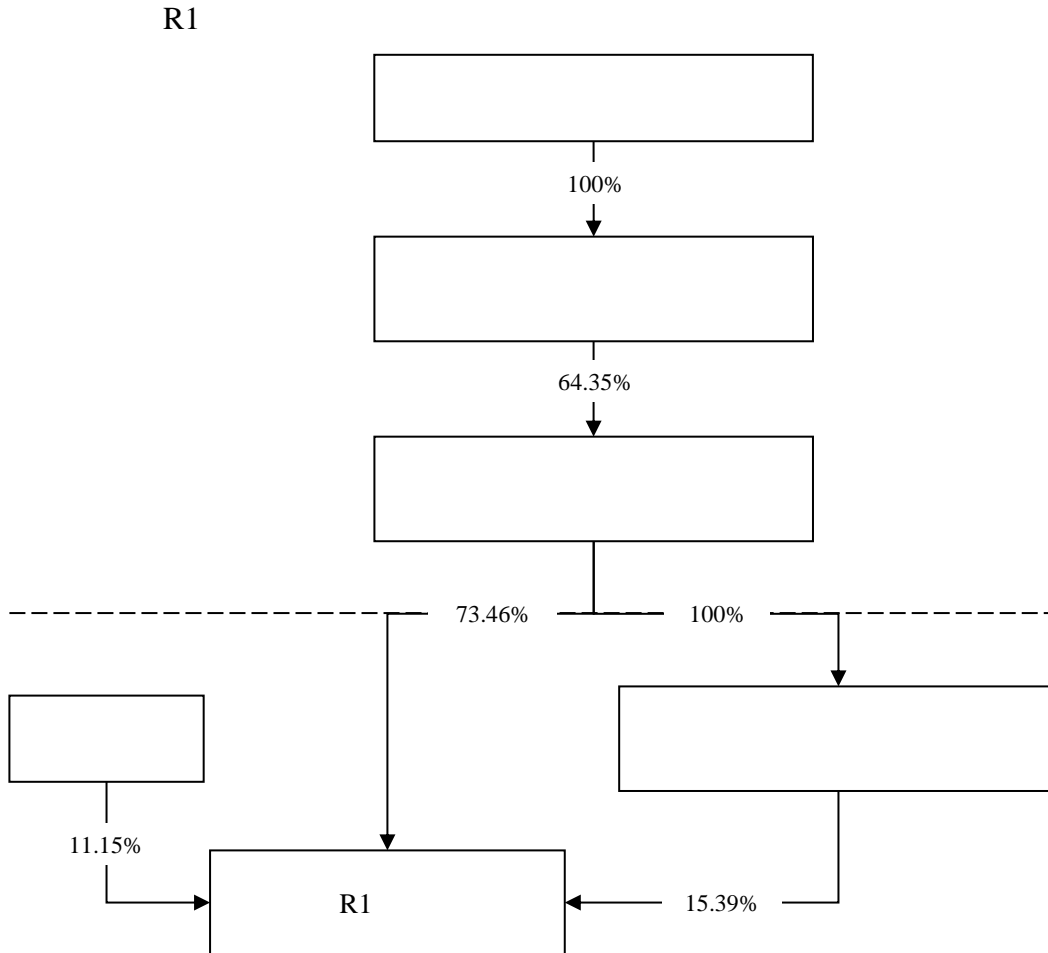
4

5

R1

R1 73.46% R1

15.39% R1 88.86%



		R1		
1		4,200,000	54,936,000.00	
2	Sandana Dass	350,000	4,578,000.00	R1 ⁸
3	Lim Beng Seng	88,888	1,162,655.04	R1
4	Ling Chan Yew	88,000	1,151,040.00	R1 ⁹

⁸ Chief Executive Officer

		R1		
5	Ho Wai Leong	80,000	1,046,400.00	R1 ¹⁰
6	Toshinobu Handa	50,000	654,000.00	
7	Lee Chee Hoe	40,000	523,200.00	
8	Oh Kian Chew	20,000	261,600.00	R1
9	Leow Wei Chang	20,000	261,600.00	R1
10	Lim Chin Seng	15,000	196,200.00	R1
11	Leslie Cheng Tsin Tzun	13,000	170,040.00	
12	Nguyen Dai Thao	10,000	130,800.00	
13		10,000	130,800.00	
14	Wong Kien Hian	8,000	104,640.00	
15	Yeoh Wee Chia	8,000	104,640.00	
16	Mantha Srinivas Sastry	5,000	65,400.00	
17	Koravangattu Vinayraj	5,000	65,400.00	
		5,010,888	65,542,415.04	

R1 5,010,888

R1 6,820,888 73.46%

R1 100%

9,157.19

58,050.16

5,010,888

6,554.24

2019 4 12

1

2019 2020 2021

R1

R1

2019

2020

2021

1,313.00

2

⁹ Deputy Chief Operation Officer

¹⁰ General Manager

R1

1 R1

2

R1

R1

3

R1

4 R1

R1

R1

R1

R1

3

1

R1

10

=

-

420

2

420

R1

=420

420

420

1		49,442,400.00	5,493,600.00	-
2	Sandana Dass	4,120,200.00	457,800.00	-
3	Lim Beng Seng	581,327.52	290,663.76	290,663.76
4	Ling Chan Yew	575,520.00	287,760.00	287,760.00
5	Ho Wai Leong	523,200.00	261,600.00	261,600.00
6	Toshinobu Handa	327,000.00	163,500.00	163,500.00
7	Lee Chee Hoe	261,600.00	130,800.00	130,800.00
8	Oh Kian Chew	130,800.00	65,400.00	65,400.00
9	Leow Wei Chang	130,800.00	65,400.00	65,400.00
10	Lim Chin Seng	98,100.00	49,050.00	49,050.00
11	Leslie Cheng Tsin Tzun	85,020.00	42,510.00	42,510.00
12	Nguyen Dai Thao	65,400.00	32,700.00	32,700.00
13		65,400.00	32,700.00	32,700.00
14	Wong Kien Hian	52,320.00	26,160.00	26,160.00
15	Yeoh Wee Chia	52,320.00	26,160.00	26,160.00
16	Mantha Srinivas Sastry	32,700.00	16,350.00	16,350.00
17	Koravangattu Vinayraj	32,700.00	16,350.00	16,350.00
		56,576,807.52	7,458,503.76	1,507,103.76

1	Sandana Dass			
2	Dass		2020 3 31	2022 3 31

R1

R1

R1

R1

10

R1 5,010,888

2017

R1 2017

		R1			
	1,336,818.81	164,869.35	41,549.30	164,869.35	12.33%
	795,162.26	42,531.11	41,549.30	42,531.11	5.35%
	1,081,832.27	809,615.22	-	809,615.22	74.84%

2018 12 31 1,647,141.98
 10.30% 23.83% 1.16%
 1,048,704.00 4.80%

2

	2017 12 31		
	476,868.25	595,288.53	24.83%
	64,788.31	70,209.27	8.37%
	541,656.56	665,497.79	22.86%
	40.52%	44.14%	8.93%

	2018 12 31		
	352,906.87	457,486.90	29.63%
	139,698.33	140,951.09	0.90%
	492,605.19	598,437.98	21.48%
	32.99%	36.33%	10.14%

2018 12 31 36.33%
 10.14%

3

2018 12 31

/

	2018 12 31	
11	0.48	0.84
	4.15	6.43

1 = /
 2 = /

11

2018

[2018]15

R1

4

R1



2019 4 12